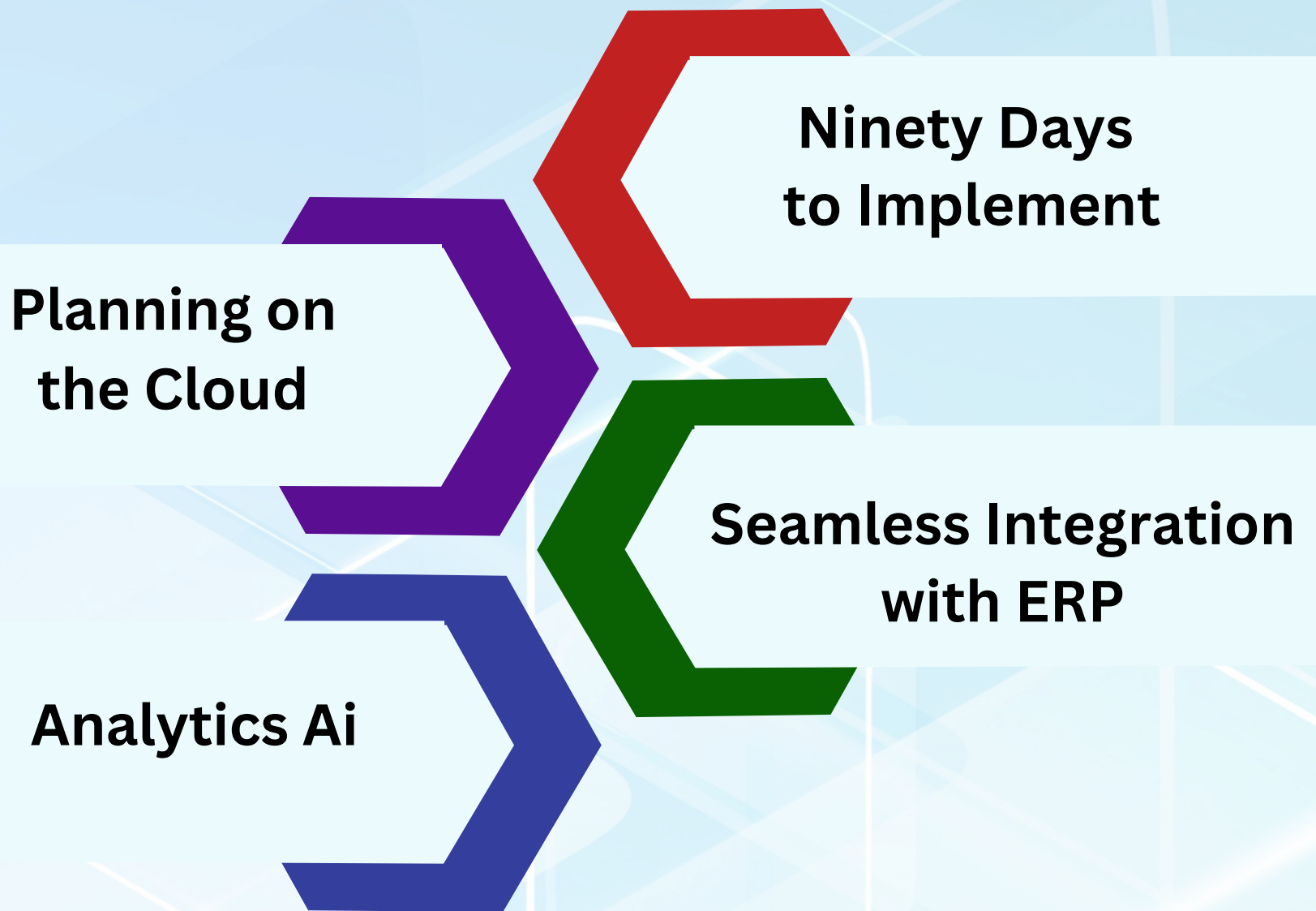
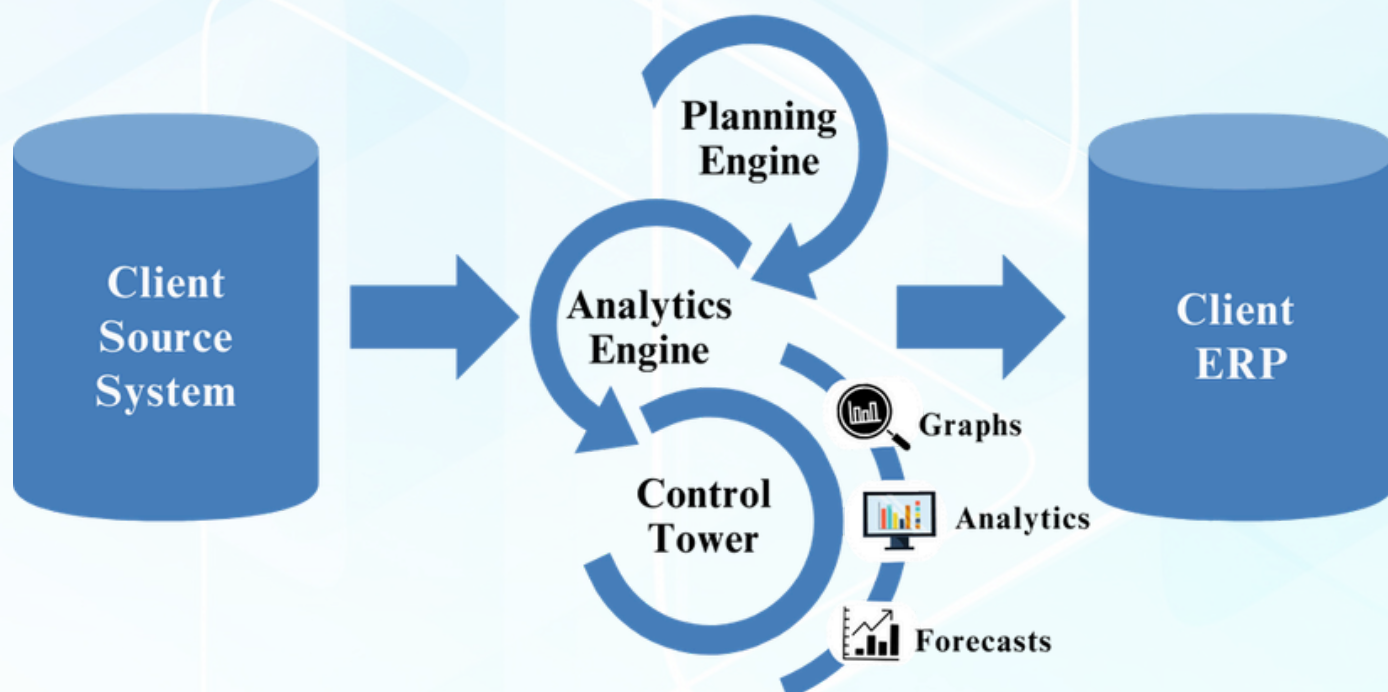


Best-In-Class SCM Planning Tool

Where Planning Meets Analytics



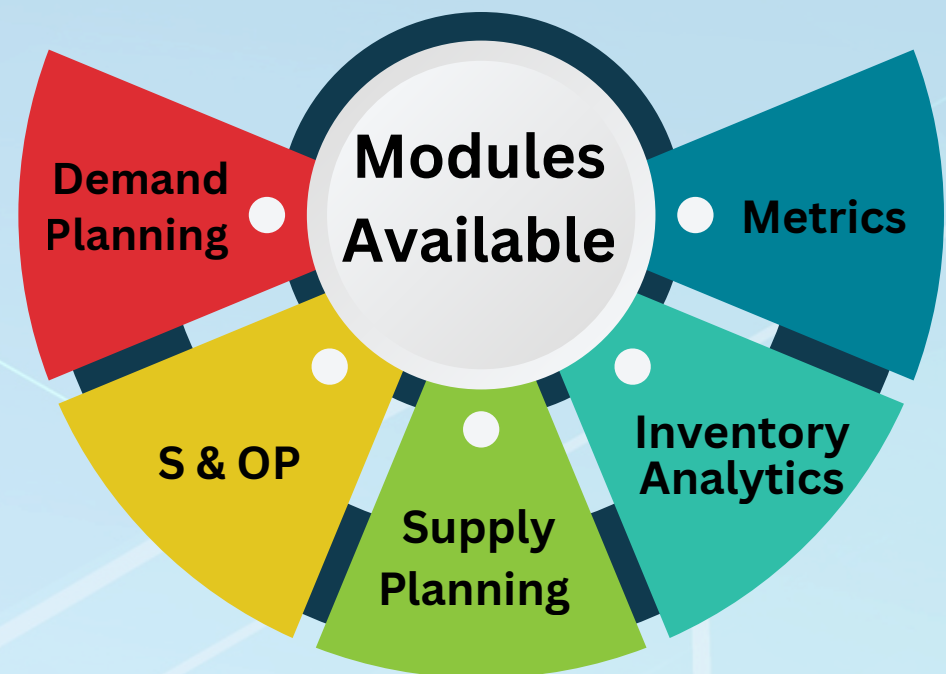
Planvida Product Architecture & Capabilities



Choose PLANVIDA – A Differentiator

PLANVIDA is a sophisticated planning platform hosted on the cloud featuring powerful big data analytics.

Planvida takes full advantage of all your data - POS, inventory, archived plans, costs, and margins - to give you the most accurate and reliable plans. Planvida's analytical engine helps you generate the best forecasts and replenishment plans for thousands of items in a matter of seconds. Planvida can accommodate seasonal demand, product hierarchies, promotions, new products, slow-moving items, causal variables, outliers and much more.



Receive six-months SaaS subscription on new implementations!

Outsourced Planning

With robust Statistical Models, Planvida offers insightful graphical review and planning dashboards for S&OP Process. Additionally, we also offer intuitive review and feedback by an experienced data scientist.

Portfolio Optimization

Planvida offers Product & Customer Segmentation with ABC Classification. In addition, it allows for SKU Rationalization analysis for a deeper understanding of the portfolio. Revenue & Margin Contribution Analytics with SKU & Customer Profitability provide imperative insights.

Analytics & Data Insight

Starting with Forecastability Analysis to identify data patterns, Planvida generates reports for Forecast Accuracy & Product Mix. It assesses parameters across Inventory Optimization, Tracking Signal & Optimal Stocking Targets. It helps gain Customer Service, Manufacturing and Procurement Insights.

PLANVIDA Overview

Demand Analytics

Demand Analytics

- Forecast Evolution
- Machine Learning and Ai
- Demand Sensing
- Multi-Sourced Forecast Optimization

Inventory Analytics

- Realtime Inventory and Supply Insights
- Alerts to Demand and Supply Risks
- Integrated Multi-Level Replenishment Planning
- Optimal Demand Supply Alignment

Inventory Analytics

Error Metrics

Month- Year: Sep 2022 | Lag: 1

September month Ends on WE Date Sep 25, 2022 - DTC data is Complete, Retail Data is Complete.

Category	Actuals	Forecast	Deviation	Bias	Forecast Accuracy		Forecast Evolution	
					Accuracy at Supply SKU	Abs Deviation at WH Supply SKU	WMAPE at WH Supply SKU	Accuracy at WH Supply SKU
Category 1	363,440	466,704	-103,264	-28%	72%	103,264	28%	72%
SKU 13	363,440	466,704	-103,264	-28%	72%	103,264	28%	72%
WH 4	233,072	326,816	-93,744	-40%	60%	93,744	40%	60%
WH 5	130,368	139,888	-9,520	-7%	93%	9,520	7%	93%
WH 8		0	0		100%	0		100%
Category 2	17,314	19,361	-2,047	-12%	88%	11,176	65%	35%
Category 3	521,081	588,912	-67,831	-13%	86%	296,520	57%	43%
Category 4	89,146	95,182	-6,036	-7%	93%	56,735	64%	36%
Category 8	16,992	21,150	-4,158	-24%	76%	11,600	68%	32%
Total	1,007,973	1,191,309	-183,336	-18%	81%	479,295	48%	52%

Error Metrics

- Accuracy Drill Down
- Forecast Bias Analysis
- Lag Analysis
- Historical Accuracy Performance

S&OP View

- Aggregate Demand and Supply Overview
- Backlog and Backorder Management
- Executive Summary
- ATP and Inventory Forecasting

S&OP View

S&OP Category: All | Warehouse: All | Supply SKU: All | Current WOS: All

Total	9/11/2022	9/18/2022	9/25/2022	10/2/2022	10/9/2022	10/16/2022	10/23/2022	10/30/2022	11/6/2022	11/13/2022
Total										
Opening Inventory	2,126,250	2,052,029	2,434,469	2,511,594	2,760,205	3,259,430	3,019,681	3,007,521	2,911,846	2,911,846
Forecast	264,539	330,965	268,067	296,602	303,527	301,989	297,279	328,726	292,812	292,812
Order Receipts	190,318	713,404	345,192	545,214	802,752	62,240	285,118	233,052	172,502	172,502
Inbound Containers	31	130	60	98	150	12	47	34	28	28
Confirm Inbound Containers	31	130	60	98	150	12	47	26	5	5
Projected Order Release	113,072	99,840	190,504	474,250	461,228	485,946	727,308	474,274	712,668	712,668
Projected Order Receipt	0	0	0	0	0	0	0	0	0	0
Projected Inbound Containers	0	0	0	0	0	0	0	0	0	0
Total Order Receipt	190,318	713,404	345,192	545,214	802,752	62,240	285,118	233,052	172,502	172,502
Total Inbound Containers	31	130	60	98	150	12	47	34	28	28
Closing Inventory	2,052,029	2,434,469	2,511,594	2,760,205	3,259,430	3,019,681	3,007,521	2,911,846	2,791,536	2,791,536
Weeks on Hand	6.6	7.8	7.9	8.6	9.9	8.8	8.4	8.1	7.6	7.6
Pallets	9,575	12,531	13,127	14,988	19,074	17,825	17,567	16,859	15,994	15,994
Square Feet	127,660	167,076	175,024	199,846	254,315	237,663	234,221	224,780	213,255	213,255
Next 12W Average	313,134	312,140	316,547	320,201	329,190	344,101	357,133	361,682	369,008	369,008
Avg Minimum WOS	6	6	6	6	6	6	6	6	6	6
Cuts										



Valtitude / Demand Planning LLC, headquartered in Boston with offices in the UK and Southeast Asia, offers strategy and process consultancy and provides software solutions focused on Sales Forecasting, Demand Planning, Inventory optimization, and Sales and Operations Planning.

We have helped a variety of businesses across industry verticals to improve their planning process and create value through SCM analytics and diagnostics, process re-design, solutions implementation, and customized on-site training. Industry sectors served include - CPG, Pharmaceuticals, High-Tech, Food and Beverage, Quick Service Restaurants, Utilities, Oil and Gas, Aerospace, Chemicals, Industrial Manufacturing, Automotive, Financial Services, Publishing, etc.

Our clients include some marquee Fortune 500 names such as Pfizer, Molson-Coors, FMC, Labatt USA, Pepsi Foods, Schlumberger, Tropicana, Honeywell, Facebook (now Meta), Abbott, Qualcomm, Mars Petcare, Regalware, Prestige Healthcare, Conair, and others who seek us for our niche in the area of SCM transformation.

Contact Us

Valtitude / Demand Planning LLC

26 Henshaw Street

Woburn, MA 01801

Phone: (781) 995 0685

www.planvida.ai

valtitude@valuechainplanning.com

